

Class I Activity Report

Month: April

Introduction Activity

To mark the beginning of the new academic session, Class I students participated in a cheerful and engaging welcome activity. Each child decorated an ice-cream stick with a smiley face and wrote the word “Welcome” on it. This simple yet joyful task helped create a warm and friendly classroom atmosphere, making the students feel happy and connected. It was a delightful start to the session, setting a positive tone for the days ahead.

The activity encouraged creativity and fine motor skills as students used bright colors and expressive faces. Teachers guided the children with enthusiasm, helping them express their excitement for the new journey. The handmade smiley sticks were later displayed in the classroom, adding a personal touch to the decor. Overall, the activity was a great success and left everyone with big smiles and happy hearts.





BAGLESS DAY ACTIVITIES

Mindful Movers

As a part of the No Bag Day celebration, Class I students participated in a lively and engaging activity called Mindful Movers. In this session, students stood facing each other while the teacher gave a series of instructions like touching their head, shoulders, knees, and toes. At any moment, the teacher would drop a bottle in the center, and the students had to quickly grab it—whoever picked it up first was declared the winner.

This activity was designed to enhance body coordination, focus, and reaction time in a playful and interactive manner. It also encouraged active participation, teamwork, and attentiveness among the students. The energy in the room was high, and the children thoroughly enjoyed the friendly competition. It was a perfect blend of physical exercise and mindful movement, contributing to their overall development while having fun.

I-A



I-B












Paper Plate Activity

As part of the “Bagless Day” initiative, Class I students took part in a creative and educational activity—Paper Plate Face Making. Each child brought a paper plate and designed a face on it by adding blue eyes, nose, lips, ears, and hair using craft materials. This fun-filled activity helped children recognize and understand different facial body parts in an engaging manner.

The activity promoted body awareness while enhancing their fine motor skills and creativity. Teachers guided the students step-by-step, making learning both interactive and joyful. It was a wonderful blend of craft and concept learning, reinforcing the topic of “My Body” in a memorable way. The cheerful paper plate faces brought smiles all around and brightened up the classroom environment.

I-A





I-B







I-C



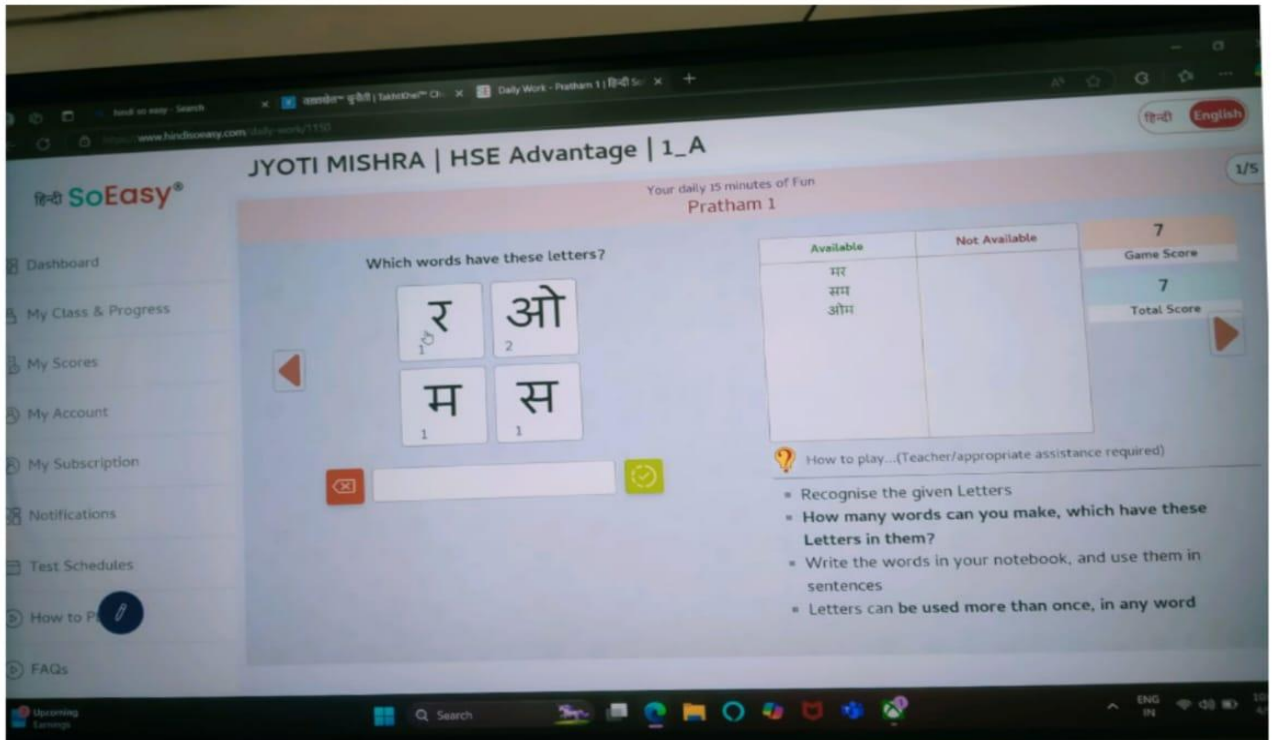


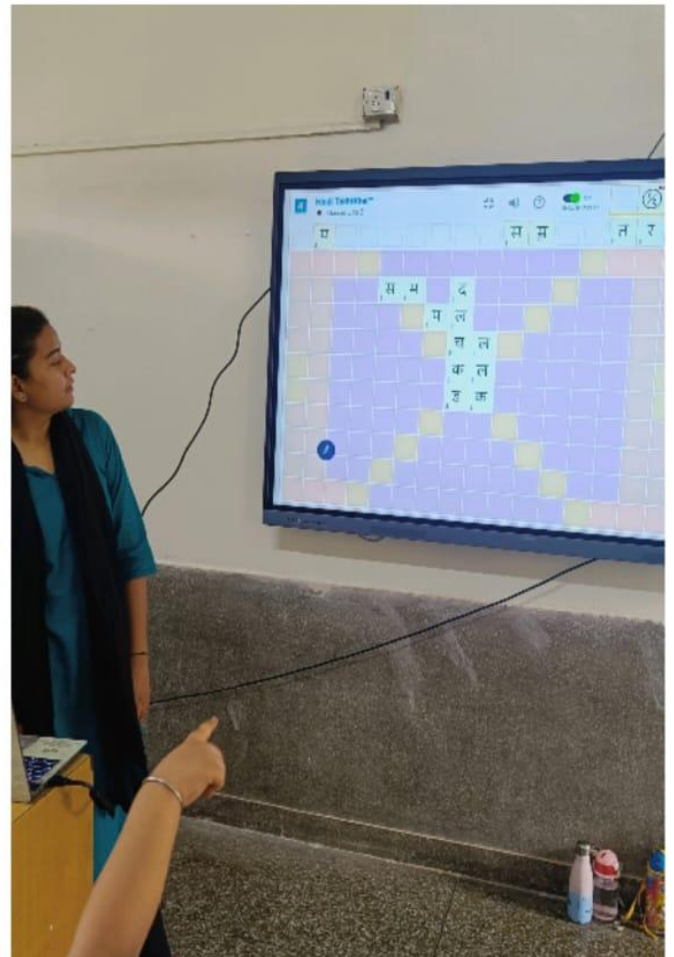
I-D





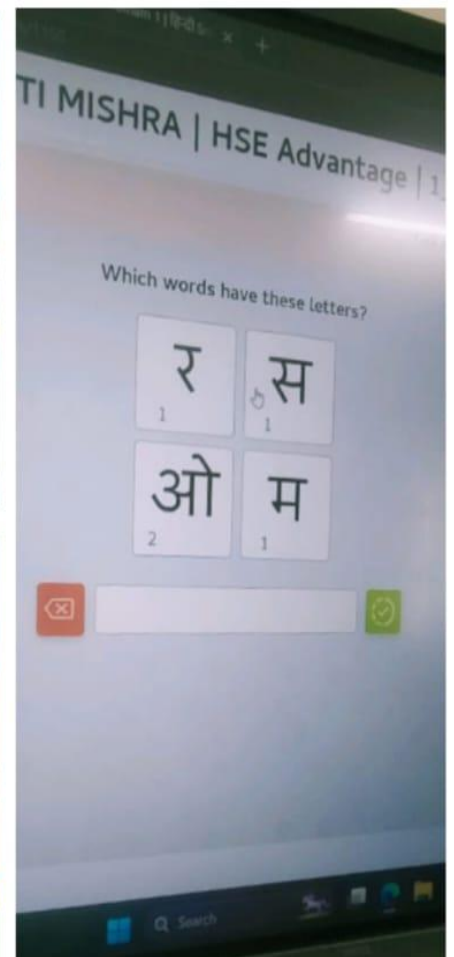
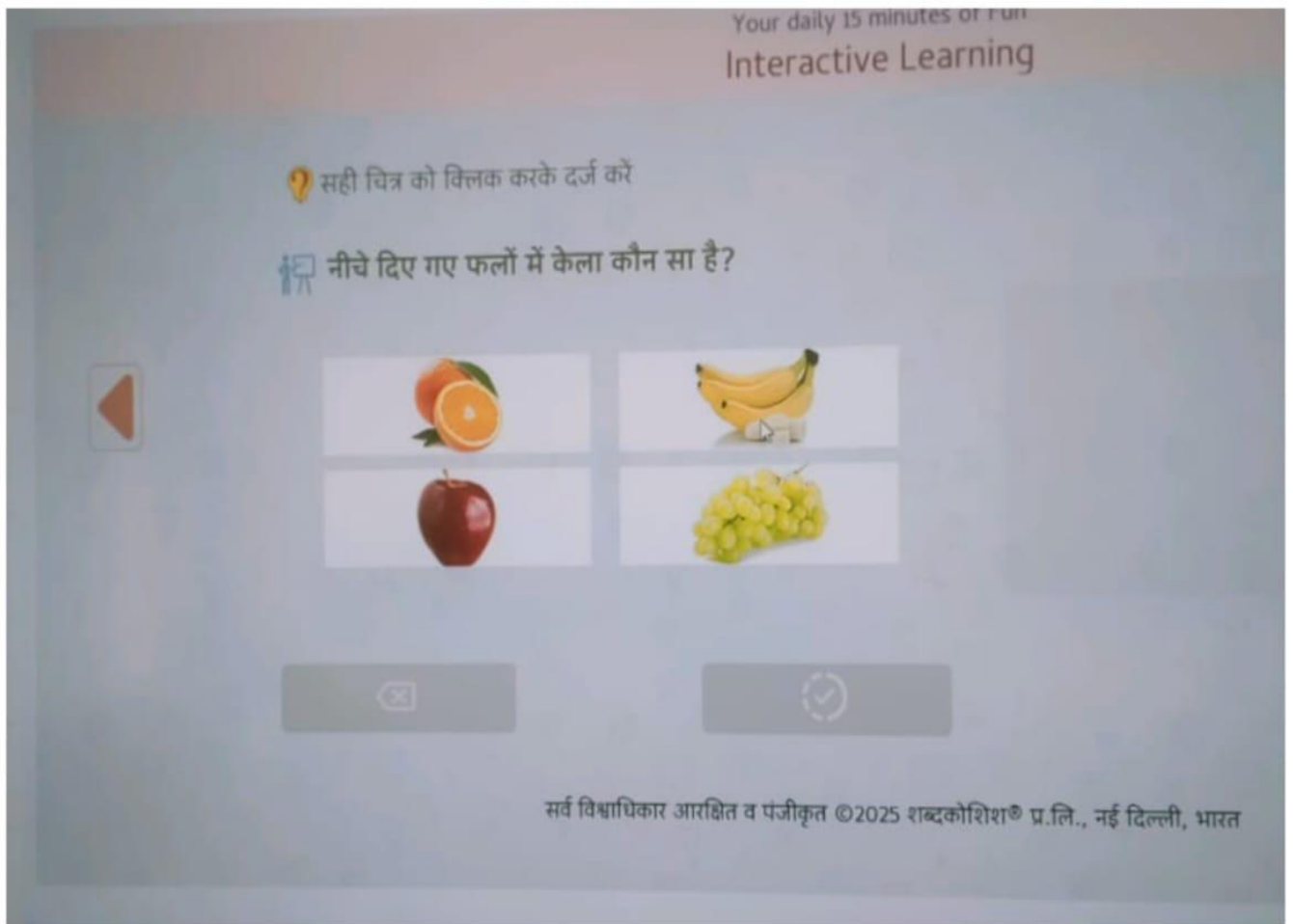
आओ वर्ण जोड़ें और शब्द बनाकर उच्चारण करें

नो बैग डे के अवसर पर 'हिंदी सो ईजी' प्लेटफॉर्म का उपयोग करते हुए बच्चों के लिए 'आओ वर्ण जोड़ें और शब्द बनाकर उच्चारण करें' गतिविधि आयोजित की गई। इस गतिविधि में बच्चों ने दिए गए वर्णों से दो-दो नए शब्द बनाए और उनका स्पष्ट उच्चारण किया। इससे बच्चों के शब्द भंडार में वृद्धि हुई और भाषा के प्रति उनकी रुचि बढ़ी। बच्चों ने उत्साहपूर्वक भाग लिया और रचनात्मक ढंग से नए शब्द बनाए। गतिविधि ने बच्चों के आत्मविश्वास व हिंदी भाषा कौशल को सशक्त किया।









School Tour

As part of the No Bag Day activities, Class I students were taken on an exciting and informative tour of the school campus. The objective of the tour was to help children become familiar with the various important areas within the school. During the tour, students visited different rooms such as the infirmary, library, computer lab, science lab, staff room, and various class sections. They also explored the playground and learned about its role in physical development.

Teachers explained the purpose of each space in a simple and engaging manner, helping students understand how every part of the school functions to support their learning and well-being. The tour helped reduce anxiety in the new environment and built a sense of comfort and belonging among the children. It was an enjoyable and educational experience that added meaning to their school journey.







Show and tell activity

On **11th April 2025**, a "**Show and Tell**" activity was organized for **Class 1** students to help them build **confidence** and **improve speaking skills**. Students brought their favorite objects like toys, books, and photos to class and spoke a few lines about them, describing their **name, colour, shape, use, and feel** (soft or hard). It was a joyful session where children expressed themselves confidently and listened eagerly to their classmates. The activity created a **supportive environment**, making learning interactive, fun, and helping students develop early **public speaking skills**.

I-A










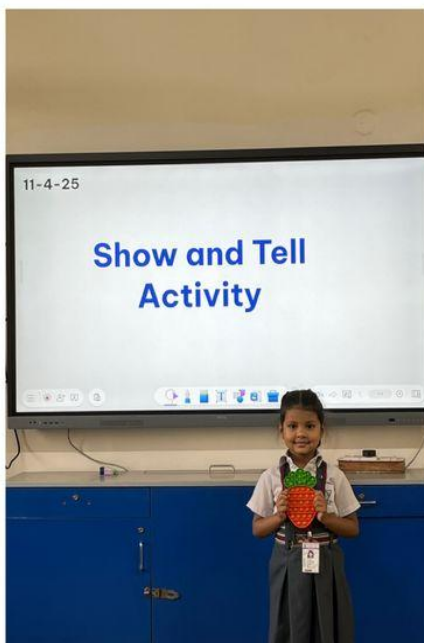
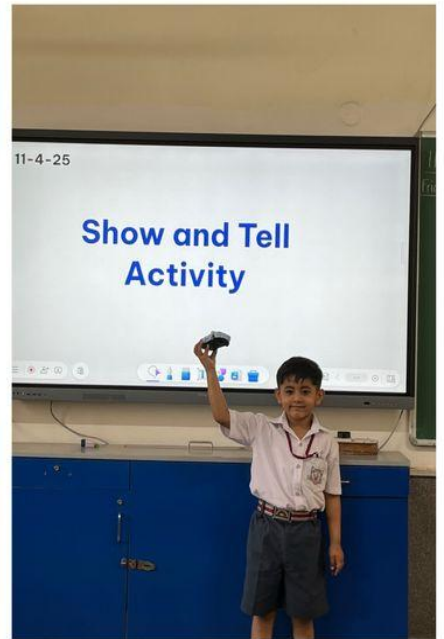
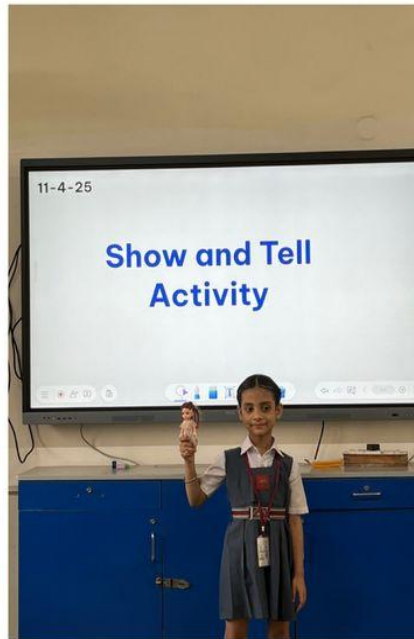
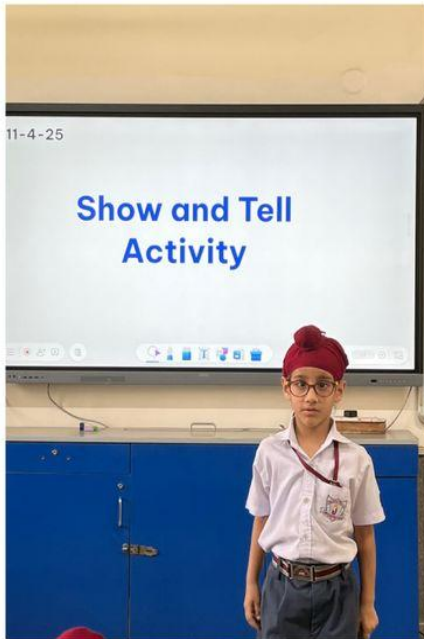
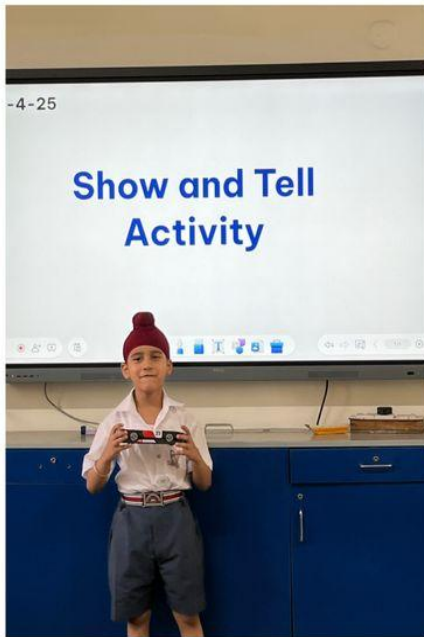
I-B

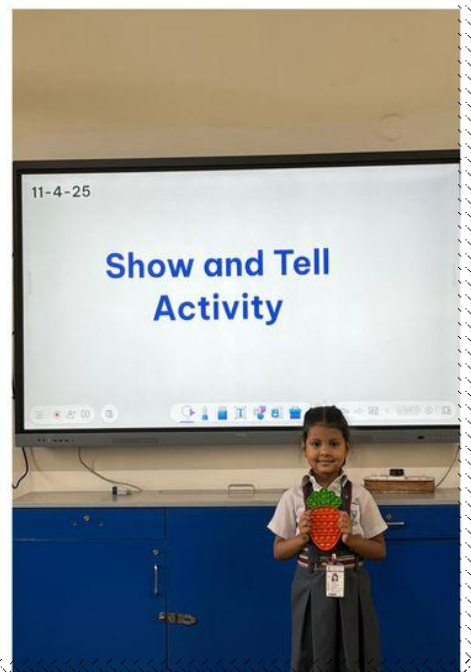
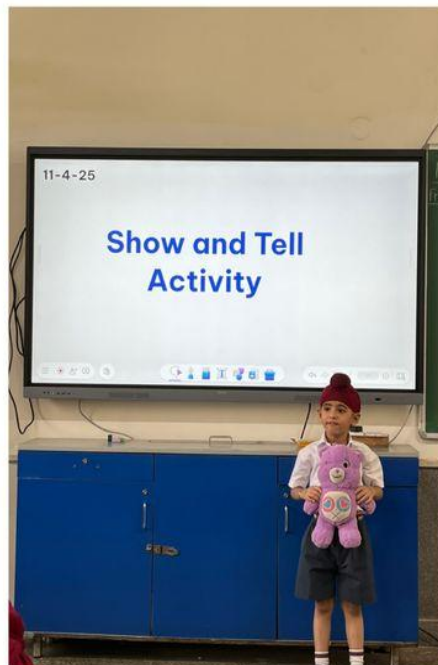
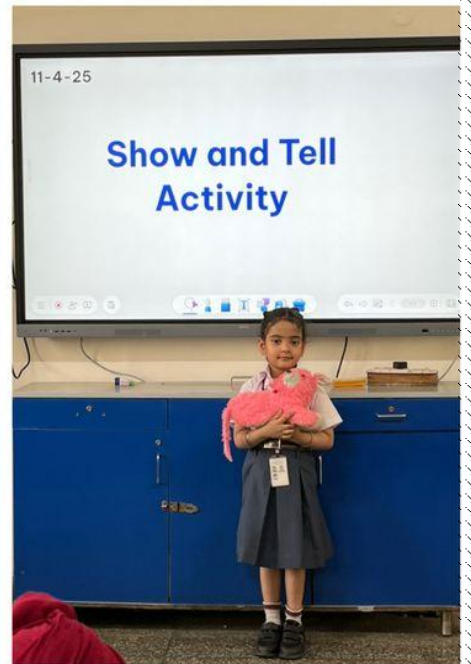
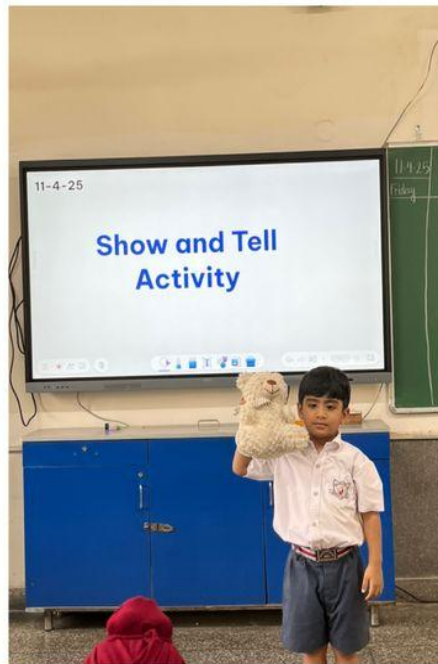


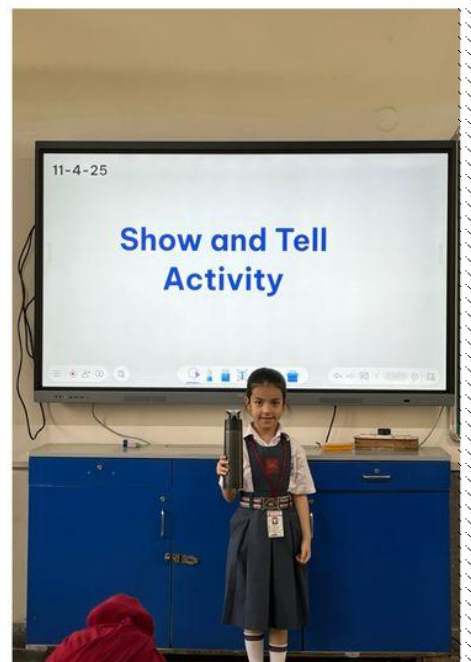
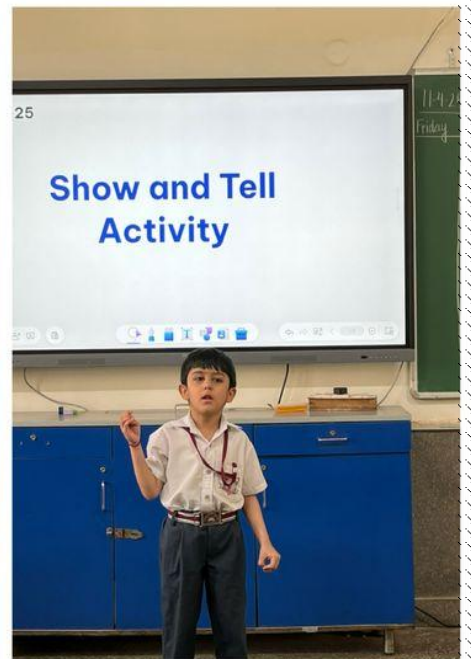

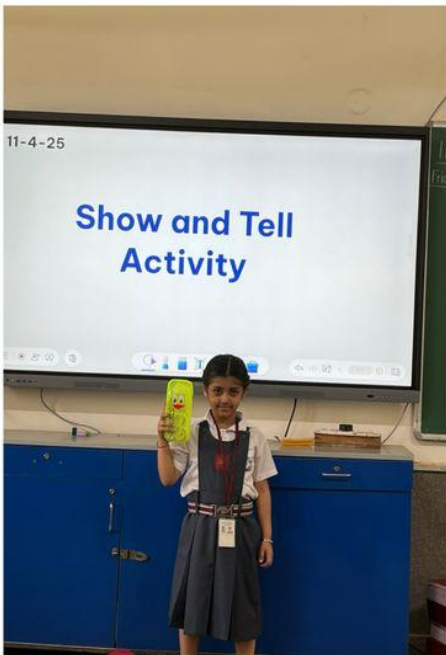




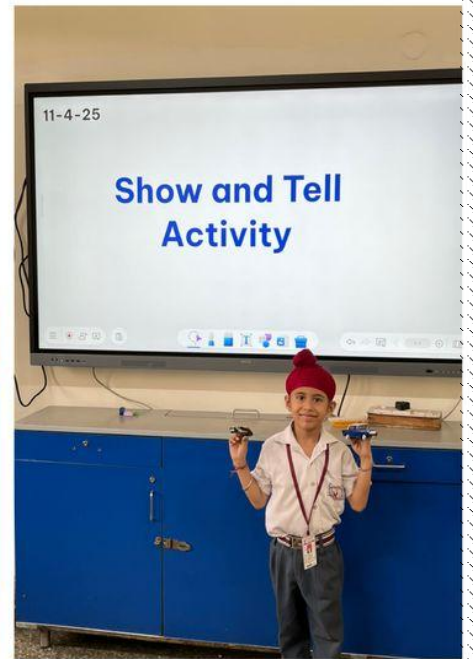

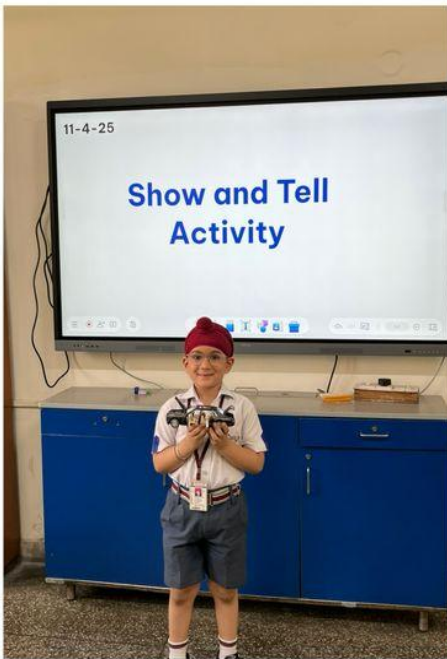


I-C




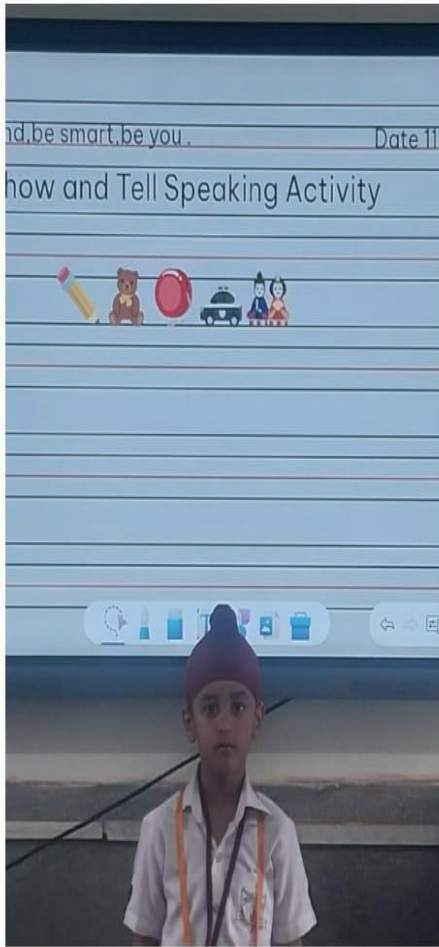

















I-D







Junk box activity

A **Junk Box Activity** was conducted in **Class 1** to help students understand the concept of **zero** in a fun and hands-on way. Students were given a box filled with small objects like buttons, beads, and caps. They were asked to take out different numbers of objects and then shown what happens when **no object** is left — introducing the idea of **zero**. Through simple questions like "How many objects are left?" and "What does it mean when nothing is there?", students learned that **zero means nothing**. The activity made the abstract concept of zero clear, engaging, and meaningful for the young learners.










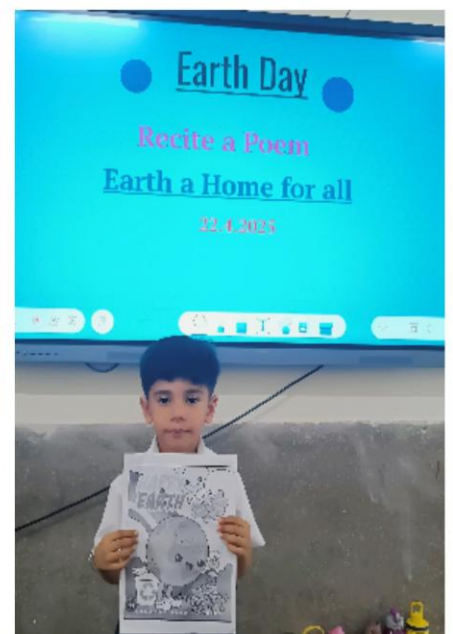
Earth Day Celebration – Recite a Poem

On **22nd April 2025**, the students of **Class 1** at **JKPS** participated in an engaging activity to celebrate **Earth Day** under the theme "**Our Power, Our Planet**". Students recited beautiful poems on the topic "**Earth: A Home for All**". Many students also prepared creative props like globes, trees, and flowers to add life to their recitation. The activity helped in spreading awareness about the importance of caring for our planet and encouraged young learners to value and protect Mother Earth. The enthusiasm and creativity of the students made the celebration truly meaningful.

I-A







I-B









I-C







I-D





Happy Earth vs. Sad Earth Sorting Activity

Class 1 students participated in the 'Happy Earth vs. Sad Earth' activity to learn about caring for the environment. They sorted and pasted pictures showing actions that either help (like planting trees and recycling) or harm (like littering and pollution) the Earth.



Through this creative activity, students understood the importance of making eco-friendly choices and pledged to keep our planet happy and healthy.

I-A





I-B



I-C





I-D



Bagless Day

Mirror Activity

On the occasion of Bagless Day, Class 1 students participated in a lively 'Mirror Activity' focused on enhancing mind-body coordination.

In this fun game, students paired up and mimicked each other's actions like a mirror, improving their attention, rhythm, observation, and physical awareness. The activity encouraged quick thinking, concentration, and teamwork, while also providing a joyful and energetic break from traditional classroom learning.

Through this engaging experience, students strengthened their focus and enjoyed the spirit of movement and collaboration.

I-A







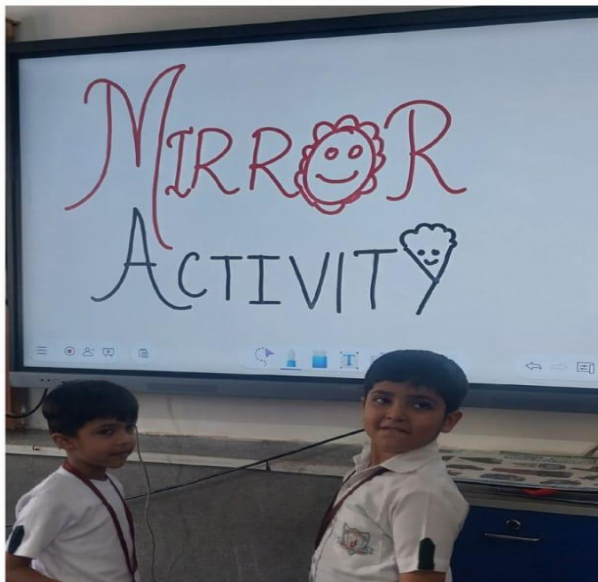
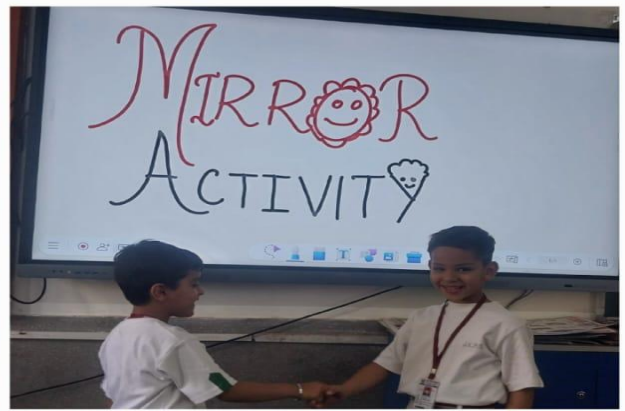

I-B




I-C



I-D





चित्रों को देख शब्द बनाओ

शिक्षिका द्वारा विभिन्न वस्तुओं के चित्रों को प्रोजेक्टर के माध्यम से छात्रों को दिखाया गया जैसे – जल, टब, फल, नल आदि। बच्चों ने चित्र देखकर उसका नाम पहचाना और बोला। इसके बाद छात्रों ने रंगीन कार्ड पर चित्र बनाए और उनके नीचे संबंधित हिंदी शब्द लिखे। इस गतिविधि के माध्यम से विद्यार्थियों की भाषा कौशल, शब्दावली तथा रचनात्मकता में उल्लेखनीय वृद्धि हुई। बच्चों ने पूरे उत्साह के साथ भाग लिया। गतिविधि ने हिंदी भाषा के प्रति छात्रों की रुचि बढ़ाई और उन्हें आत्मविश्वास के साथ अभिव्यक्त होने का अवसर प्रदान किया। गतिविधि अत्यंत सफल रही।

I-A





I-B



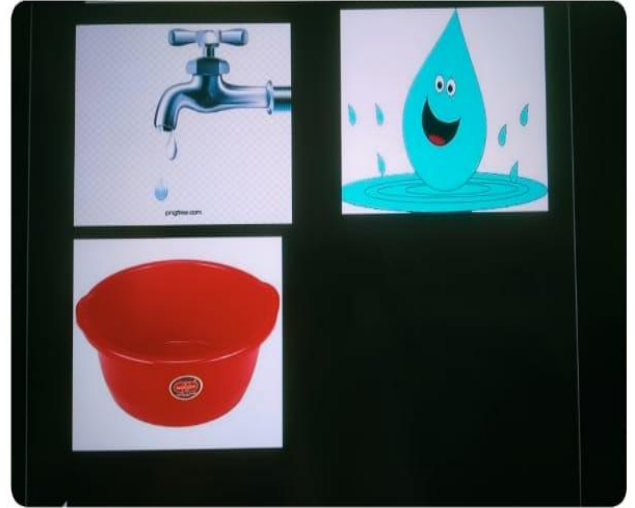


I-C



I-D






चित्र देखकर
शब्द लिखो

Vowel Crossword Puzzle

As part of the Bagless Day celebrations, Class 1 students participated in a fun and educational 'Vowel Crossword Puzzle' activity. In this interactive session, children solved crossword puzzles by observing picture clues and filling in the missing vowels to complete the words. The activity strengthened their understanding of vowel sounds while enhancing their spelling, vocabulary, and phonics skills.

This playful and engaging exercise not only boosted language development but also encouraged critical thinking and attention to detail, making learning a joyful experience.

I-A








I-B



I-C



I-D



APRIL ACTIVITY REPORT

Class II

ACTIVITIES

Welcome Activity

On the first day of the new academic session, a joyful welcome activity was conducted for the students of Class II to make them feel happy and comfortable in their new classroom. The class teacher warmly greeted the children with a cheerful welcome song, filling the classroom with positive energy and excitement. This was followed by a creative craft activity where the students made colourful smiley faces attached to ice cream sticks. They pasted googly eyes on their smileys and wrote a beautiful message – *"We will shine in Class II!"* The children thoroughly enjoyed the activity, which boosted their confidence and helped them bond with their classmates. The bright smileys and joyful expressions created a lively and welcoming atmosphere in the class, setting a positive tone for the year ahead.

II A





II B





II C





IID





MAGIC NUMBERS – PLAY, PICK and SOLVE

An engaging Maths activity titled “*Magic Numbers – Play, Pick and Solve*” was conducted for the students of class II to reinforce their understanding of three-digit numbers. The activity was designed to make learning fun and interactive. Each child brought digit cards from home, and using these cards, they formed different two-digit numbers. The students then pegged their numbers on a number line using colourful pegs, helping them visually understand number placement. They also pegged the successor and predecessor of the chosen numbers, enhancing their number sense. As a part of the activity, students arranged the numbers in both ascending and descending order, which deepened their understanding of numerical patterns. The hands-on approach helped them develop logical thinking and boosted their confidence in handling three-digit numbers. The activity was thoroughly enjoyed by all, and it proved to be a meaningful learning experience that combined creativity with concept clarity.

II A





II B





II C





IID





BAISAKHI ACTIVITY

An engaging activity on Baisakhi was conducted for the students of Class II to help them understand the importance and cultural significance of the festival. The children were apprised of why Baisakhi is celebrated and how it marks the harvest season in Punjab and the formation of the Khalsa Panth by Guru Gobind Singh Ji. A short and informative video on the festival of Baisakhi, along with a brief overview of the history of Baisakhi, was shown to the students. The visuals helped them relate to the traditions and festivities of the occasion. To reinforce their understanding, a short quiz was conducted, where the children participated enthusiastically. The session proved to be informative and enjoyable for all the students.

II A



II B



II C





IID



EARTH DAY ACTIVITY

A heartwarming poem recitation activity was organized by the Eco Club of the school for the students of Class II, celebrating the beauty and grace of Mother Earth. The young learners participated with great enthusiasm and joy, reciting poems that expressed their love, respect, and gratitude towards nature. Dressed in green attire and holding handmade props like trees, flowers, and globes, the children beautifully conveyed powerful messages through their innocent voices. Each poem recited was a gentle reminder of our responsibility to protect and nurture the Earth. The atmosphere was filled with warmth and admiration as students spoke about clean air, sparkling rivers, green forests, and the importance of living in harmony with nature. The activity not only enhanced their speaking skills but also instilled in them a deep sense of environmental awareness.

II A





II B








II C





IID





ASSEMBLIES

WORLD HEALTH DAY

The students of Class II A conducted a meaningful and informative assembly on the occasion of World Health Day. The assembly began with the morning prayer followed by the thought of the day, which emphasized the importance of good health and well-being.

The young presenters shared interesting facts about World Health Day and highlighted this year's theme. They spoke about the importance of eating healthy food, exercising regularly, drinking clean water, and maintaining cleanliness to stay healthy.

The assembly concluded with a pledge to take care of our health and make healthy choices every day. The Headmistress/Principal appreciated the efforts of the students and encouraged everyone to stay active and eat right. It was a joyful and educational experience for all.





WORLD PET DAY


The students of Class II B conducted a vibrant and heartwarming assembly on the occasion of *World Pet Day*. The assembly began with a morning prayer followed by the thought of the day. The young speakers highlighted the importance of World Pet Day and spoke about how pets bring joy, love, and companionship to our lives. They also shared tips on how to take care of pets responsibly. A short poem on animals added charm to the presentation. The assembly concluded with a delightful and foot-tapping dance performance on an animal-themed song, filling the atmosphere with excitement and joy. The effort and enthusiasm of the students were truly commendable.





WORLD EARTH DAY

The students of Class II C conducted a lively and informative assembly on the theme *World Earth Day*. The assembly began with a soulful morning prayer, followed by the thought of the day. The students surprised their peers with interesting facts about World Earth Day — explaining when it is celebrated (22nd April), why it is observed, and how it reminds us of our responsibility towards protecting our planet. They spoke passionately about the importance of taking care of *Mother Earth* and discussed simple yet effective ways to help, like saving water, planting trees, and reducing waste. A special emphasis was placed on the concept of the 3Rs — Reduce, Reuse, and Recycle — encouraging everyone to adopt these in their daily lives. The assembly concluded with a vibrant, foot-tapping dance performance on an Earth Day theme, leaving the audience energized and inspired.





BAGLESS DAY


(09.04.23)

World Pet Day

A special activity was conducted for the students of Class II to celebrate World Pet Day. The students enthusiastically participated by bringing and pasting pictures of their favourite pets in their notebooks. They also wrote a few thoughtful lines on how they would take care of their pets, expressing love and responsibility towards animals. The teachers took this opportunity to apprise the students about the importance of World Pet Day, which is celebrated on April 11 every year. They spoke about the need to show kindness, love, and care towards all animals, especially pets who become a part of our families. The activity encouraged empathy and responsibility in students while allowing them to express their feelings creatively. It was a joyful and meaningful experience that helped the children understand the value of caring for living beings around them.

II A





II B





II C





IID






Odd and Even Numbers

An engaging activity was conducted for Class II students to help them understand the concept of odd and even numbers. As part of the activity, students used colourful bindis and pasted them in their notebooks to form different groups. They then counted the bindis in each group to check whether they could be paired equally or if one was left out. Through this hands-on method, students learned that numbers forming equal pairs are even, while those with one left out are odd. The activity not only made the concept clear and enjoyable but also encouraged active participation and creativity. It was a fun-filled learning experience that strengthened their understanding of odd and even numbers in a simple and effective way.

II A





II B






II C





IID






नो बैग डे

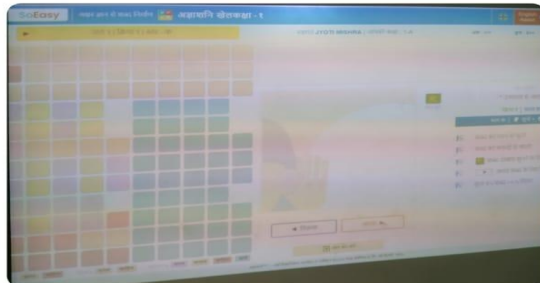
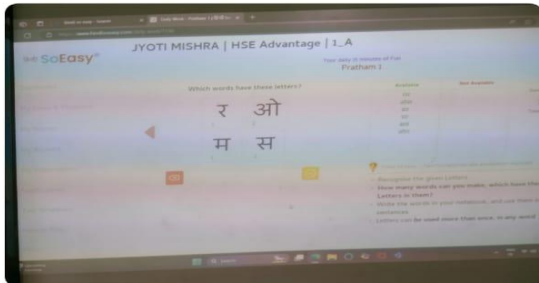

गतिविधि

***आओ वर्ण जोड़ें और शब्द बनाकर उच्चारण करें।* (Hindisoeasy) प्लेटफार्म के माध्यम से)**

इस गतिविधि में बच्चों ने एक शब्द से अन्य शब्द बनाने सीखे और अपने शब्द भंडार में वृद्धि की। बच्चों ने इस गतिविधि का आनंद लिया और बहुत ही अच्छी तरीके से इस गतिविधि को समझा।

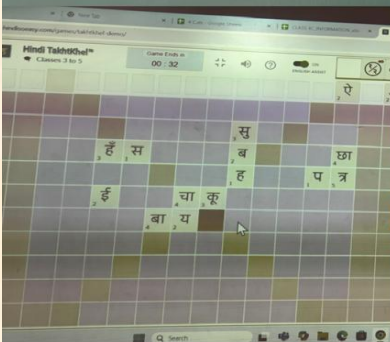






Bagless Day

वर्ग पहेली



BAGLESS DAY

(23.04.23)

ORGAN APRON ACTIVITY

An engaging and educational activity based on the theme *Organ Apron* was conducted for the students of Class II. In this unique activity, the young learners wore specially designed organ aprons displaying different internal organs of the human body such as the heart, lungs, brain, stomach, liver, and kidneys. With great excitement, the children took turns to introduce each organ and shared simple yet informative facts about their functions. The colourful aprons helped them visually connect with the concept and understand how the organs work together to keep our bodies healthy. The activity not only enhanced their knowledge of the human body but also boosted their confidence in speaking in front of others. It was heartening to see the students participate with such enthusiasm and curiosity. The *Organ Apron* activity proved to be a fun and effective way of learning through hands-on experience, making science both meaningful and enjoyable for the little learners.

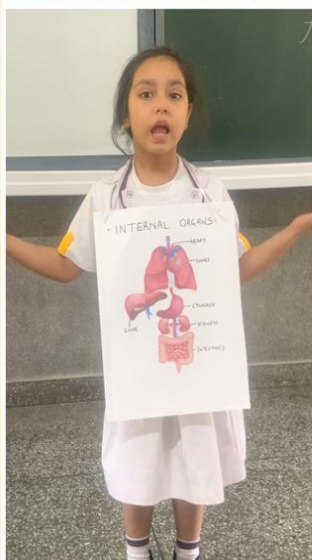
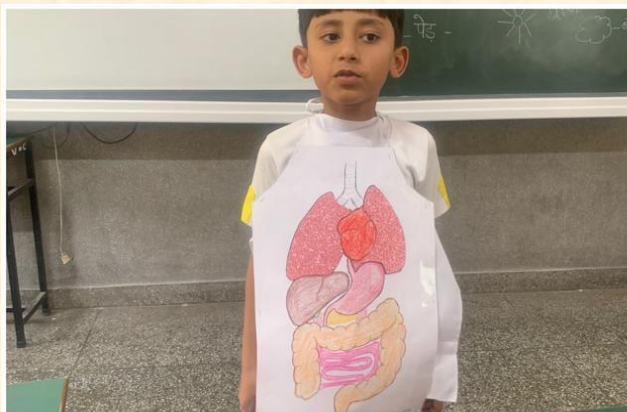
II A

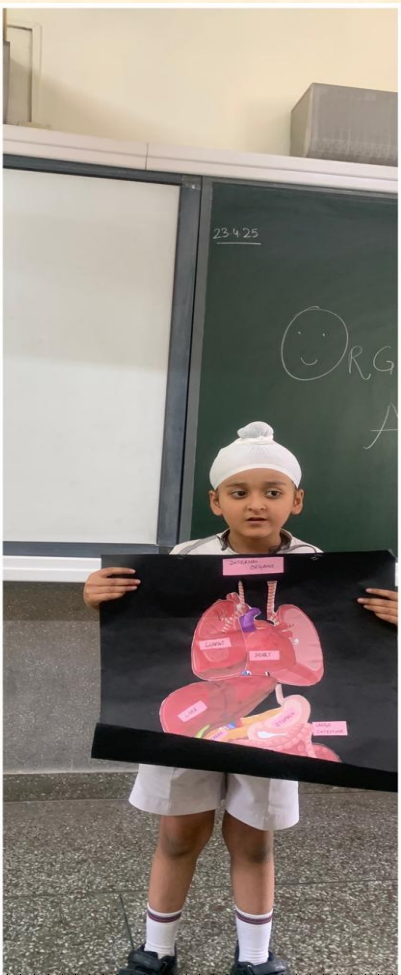


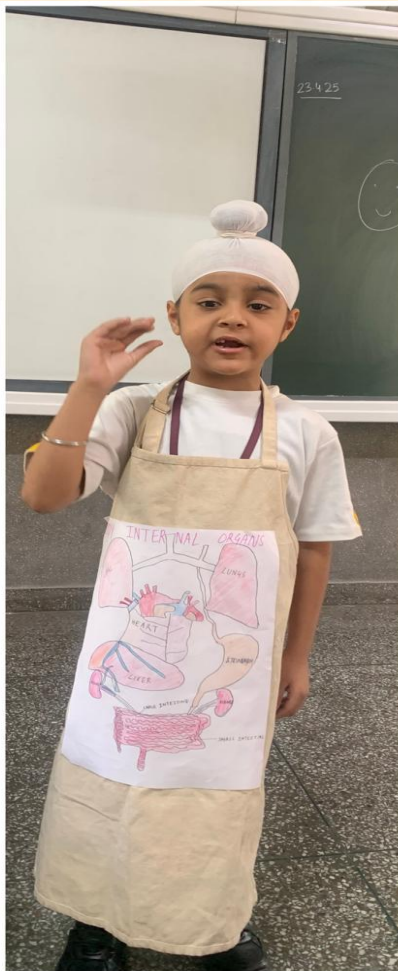




II B

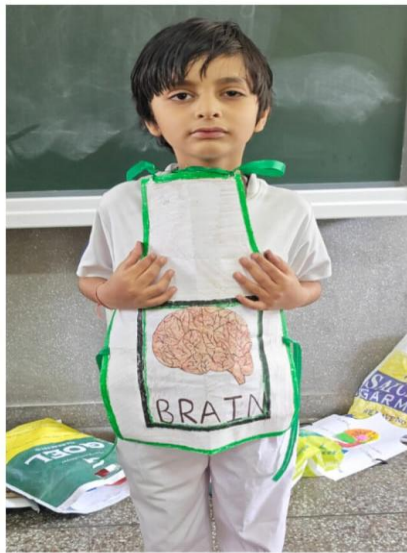


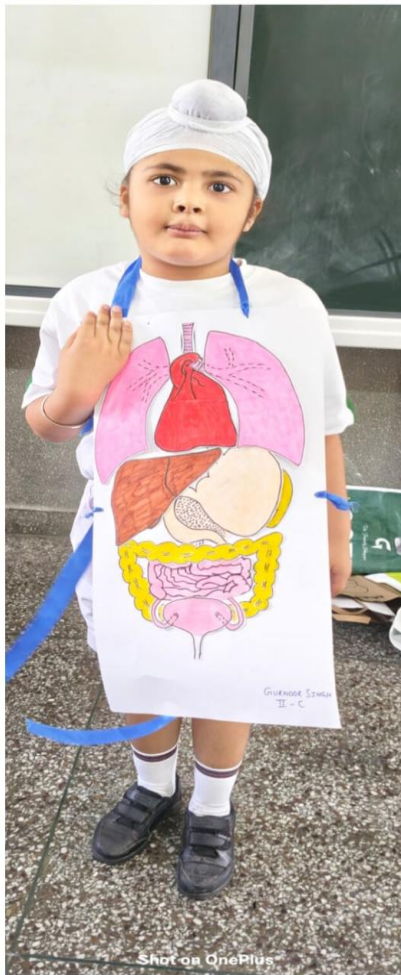




II C









IID







FLUTTERING WONDERS

An enriching activity titled *Fluttering Wonders* was conducted for the students of Class II to help them understand the fascinating life cycle of a butterfly. The young learners were introduced to the four main stages—egg, caterpillar, pupa, and adult butterfly—through engaging discussions and colourful illustrations. To deepen their understanding, the students watched an informative YouTube video that beautifully explained each stage with visuals. Adding to their excitement, they were also taken on a virtual tour of a butterfly garden, where they got a close look at various species of butterflies and their natural habitat. The children were captivated by the vibrant colours and fluttering wings, and they eagerly participated in the interactive session by asking questions and sharing observations. The activity not only sparked curiosity but also instilled a sense of wonder about nature's tiny marvels. *Fluttering Wonders* turned out to be a truly delightful and educational experience for all.

II A





II B




II C





IID





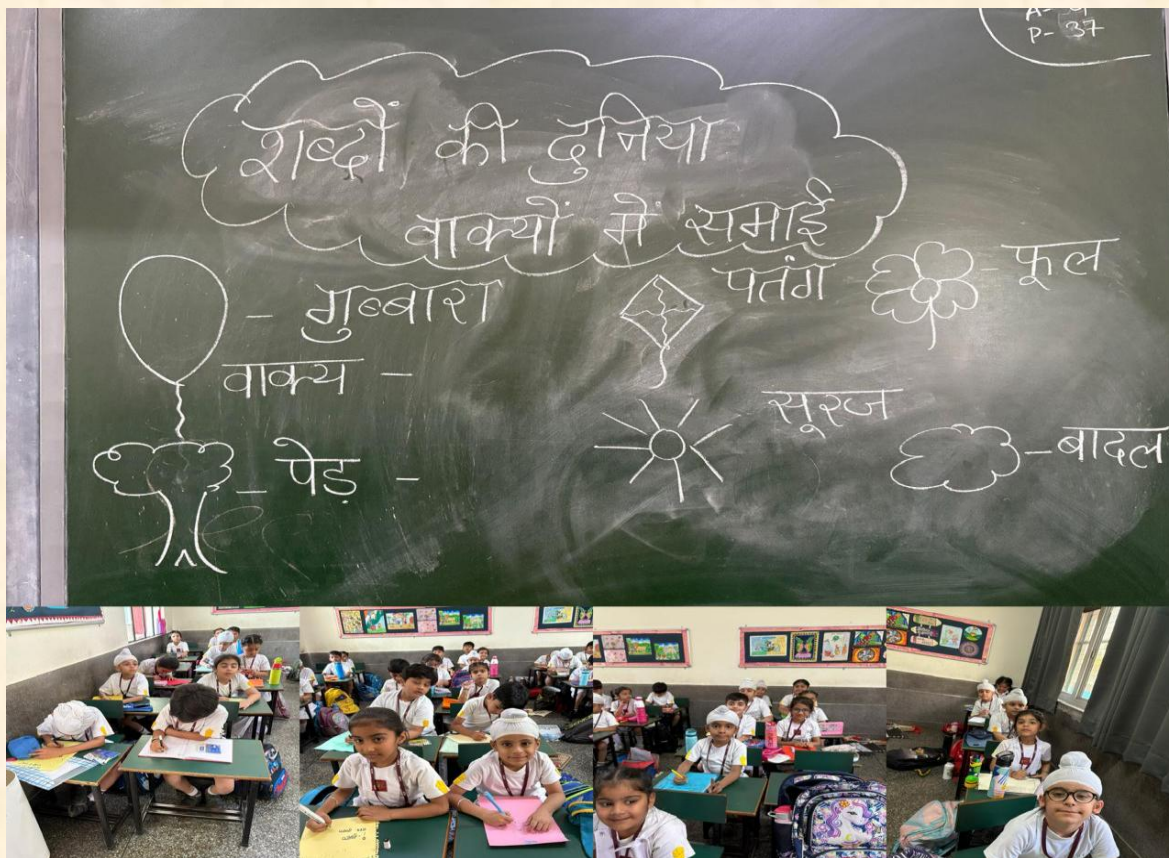
शब्दों की दुनिया वाक्यों में समाई

बुधवार दिनांक 23 अप्रैल, 2025 को कक्षा दूसरी में रचनात्मक गतिविधि का आयोजन किया गया, जिसका उद्देश्य बच्चों की भाषा क्षमताओं को दृढ़ करना तथा उनकी कल्पनाशक्ति का विकास, मौखिक व लिखित अभिव्यक्ति में सुधार लाना था। बच्चों को प्रोजेक्टर के माध्यम से चित्र दिखाए गए, जैसे ट्रेन, ड्रम, ड्रेस, गुब्बारा आदि, जिसके उपरान्त उन्होंने चित्रों को पहचानकर उनके नाम बताए और फिर हर चित्र पर दो-दो छोटे वाक्य भी लिखे। छात्रों ने विभिन्न प्रकार के रंगीन पत्रक पर स्केच पेन व क्रेयॉन्स के द्वारा सुंदर चित्र तथा उससे संबंधित छोटे - छोटे सार्थक वाक्यों का निर्माण भी किया। इस गतिविधि में सभी छात्र - छात्राओं ने रचनात्मकता और कलात्मकता दिखाते हुए उत्साहपूर्वक भाग लिया। इस गतिविधि से बच्चों की हिंदी शब्दावली और भाषा में आत्मविश्वास में वृद्धि।

II A

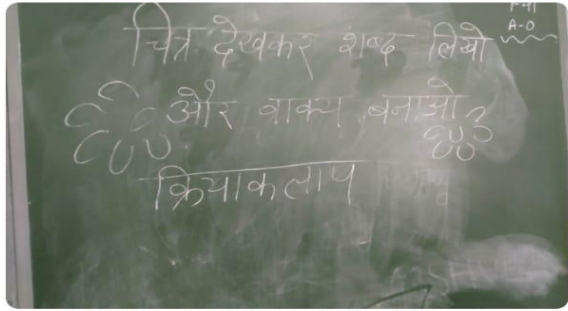
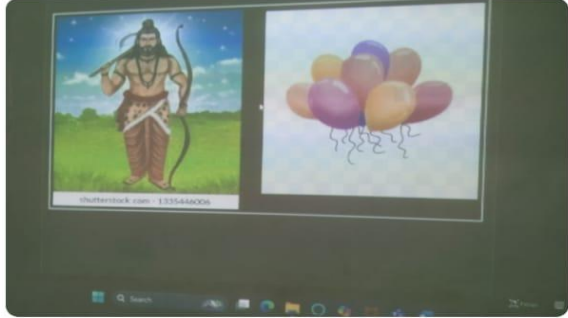


II B



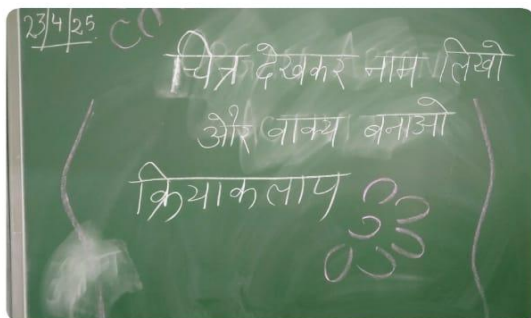

II C





IID





COMPETITION

TECH FASH

A unique and engaging competition titled *TechFash* was organized for the students of Class II, where children creatively presented themselves as modern-day technological devices. The objective of the event was to help students explore and understand the impact of modern technology on our daily lives. Participants dressed up as gadgets like drones, washing machines, Alexa, robots, smartphones, smartwatches, and more. With great enthusiasm and confidence, the students spoke about the significance, working, and usefulness of these devices. They also highlighted the pros and cons of each invention, showcasing a thoughtful understanding of both the benefits and challenges that come with technological advancements. The competition not only sparked curiosity but also encouraged public speaking, creativity, and critical thinking among students.

II A





II B





II C



IID





Activity Report

Class III

Paper fan activity

To help children stay cool during the summer, a simple *Fan-Making Activity* was conducted using only paper folding techniques. Each child took a colourful sheet and carefully folded it back and forth in an accordion style to create a beautiful hand fan. They enjoyed the process of neatly creasing the paper and watching it transform into a functional fan. This easy and fun activity not only encouraged creativity and fine motor skills but also gave the children a delightful way to beat the heat with something they made themselves.

III-A





III-B



III-C





III-D





Bagless day Activities

Number Ninjas (Place value chart)

Students created place value charts at home to showcase their understanding of number values. They displayed their work in school and explained how a digit's value changes with its position. The activity helped them identify place values in large numbers and practice comparing and ordering them, reinforcing their learning through hands-on experience.


III-A







III-B







III-D

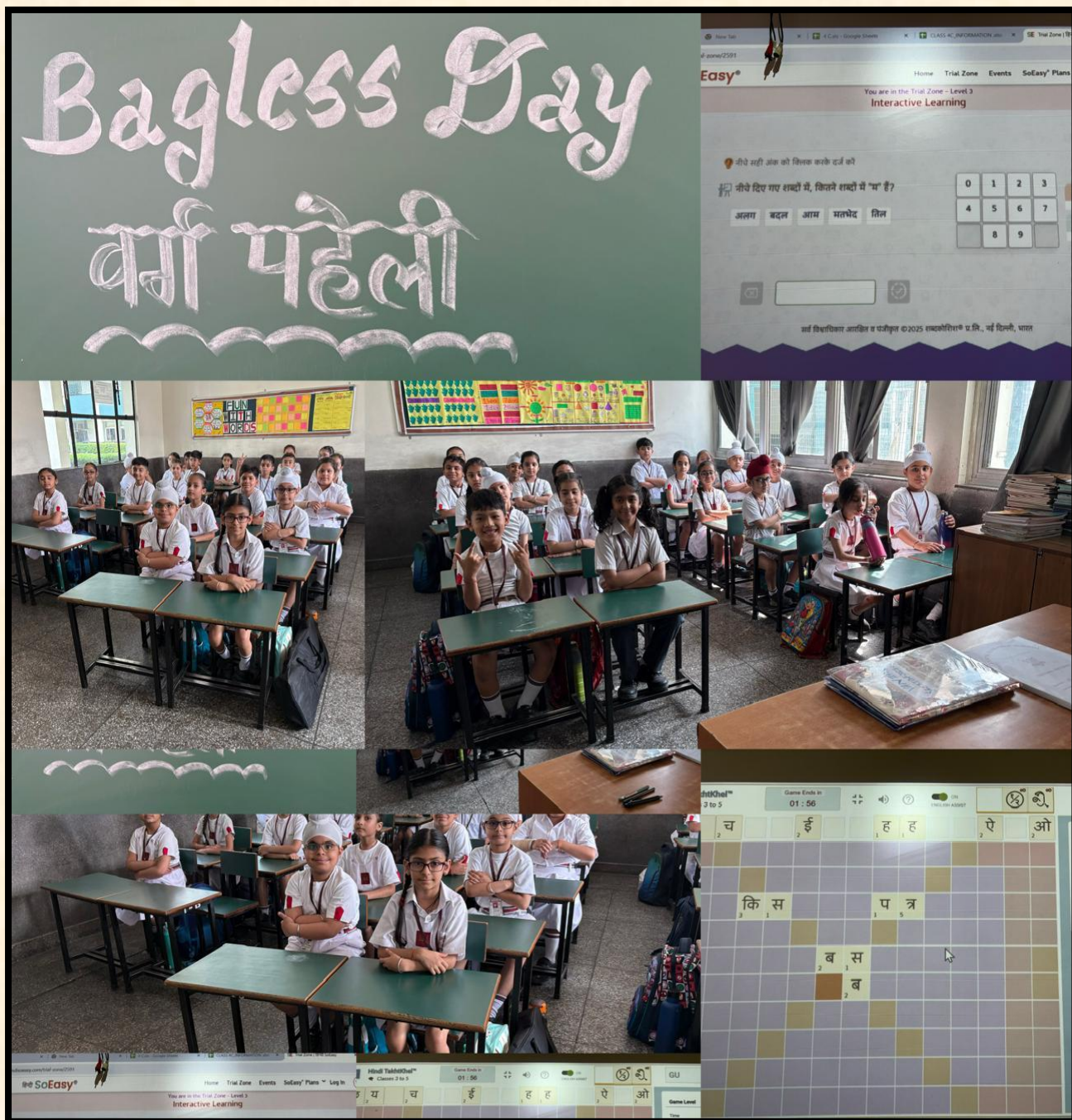


Hindi activity

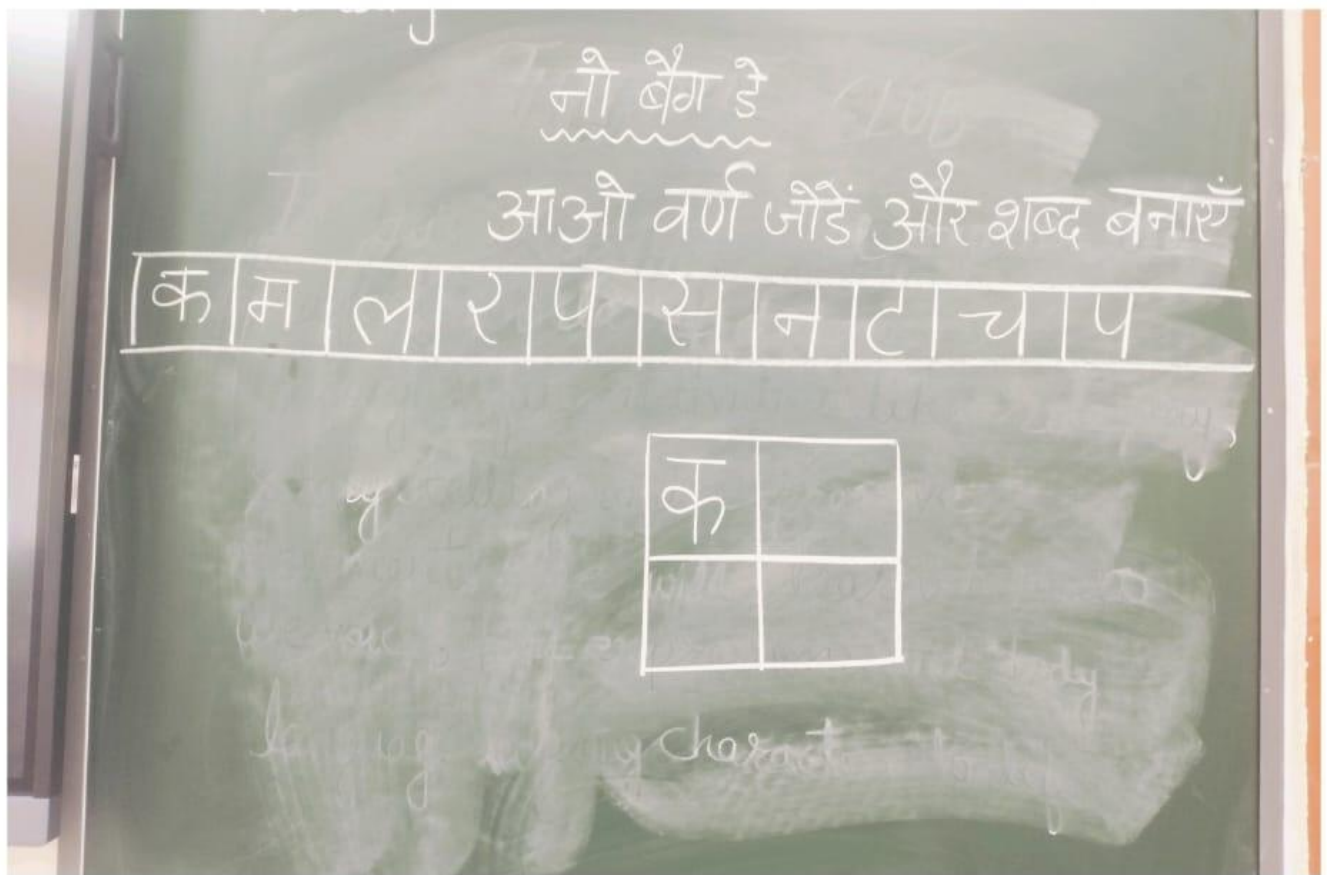
विद्यार्थियों ने hindisoeasy पोर्टल द्वारा के माध्यम से

नई शैक्षणिक गतिविधियों में भाग लिया। इस दौरान बच्चों ने नए शब्दों को रोचक तरीकों से सीखा और 'तख्त खेल' जैसी रचनात्मक गतिविधियाँ कीं। इस खेल के माध्यम से बच्चों ने शब्द ज्ञान, वर्तनी को मज़ेदार ढंग से समझा और सीखा। सभी छात्रों ने उत्साहपूर्वक भाग लिया और सीखने की प्रक्रिया को आनंददायक पाया। यह गतिविधि बच्चों के लिए ज्ञानवर्धक और प्रेरणादायक थी

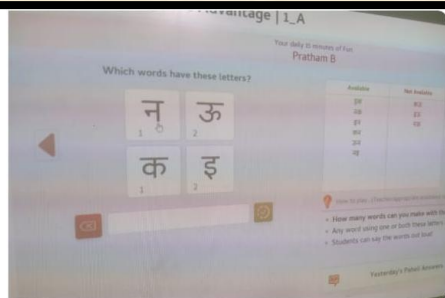
III-A



III-B



III-C



III-D



Activity: Internal Organs of the Human Body


An engaging and educational Organ Apron Activity was conducted for Class 3 on 15th April as part of the EVS curriculum. The objective of the activity was to help students understand the functions

During the activity, students wore specially designed aprons with cut-outs and labels of major internal organs such as the heart, lungs, stomach, liver, kidneys, intestines, and brain. The hands-on experience made it easier for the students to visualize and remember the concepts.

The students actively participated by placing the organs in the correct positions on the apron and sharing interesting facts. This experiential learning activity not only enhanced their understanding but also sparked curiosity and enthusiasm for learning about the human body.

III-A





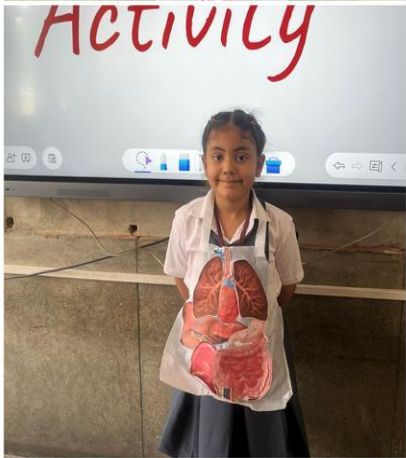


III-B



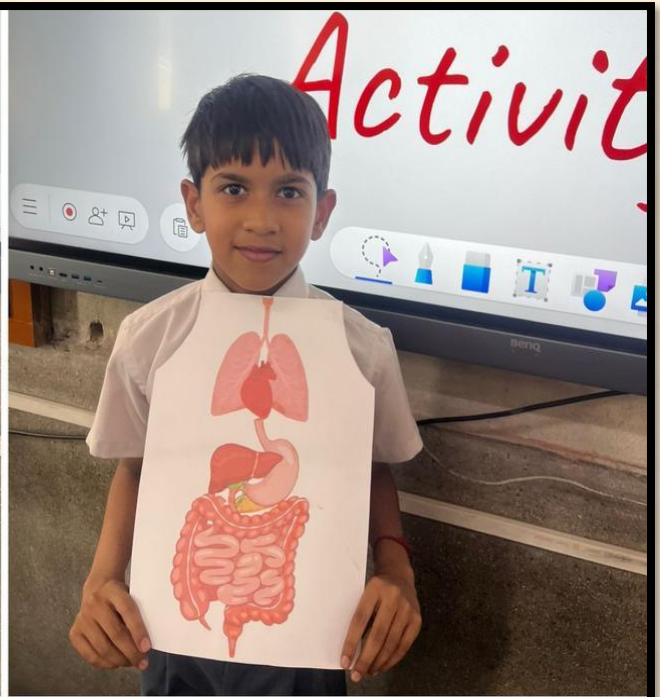
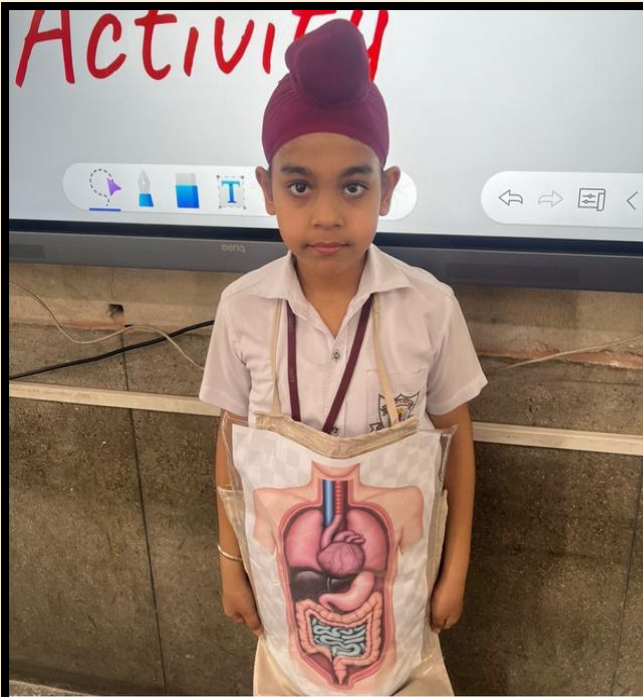














Animal Kingdom Parade – A Celebration of Learning and Creativity

The Animal Kingdom Parade, a Fancy Dress Competition for Class III students, was held on 16th April 2025 (Wednesday), filling the school with excitement, enthusiasm, and a wonderful display of creativity. This unique event allowed students to step into the shoes—or rather, the skins, feathers, and shells—of their favorite animals while learning fascinating facts about them.

The competition was conducted roll number-wise, ensuring that each child had their moment to shine. Dressed as majestic wild animals, friendly farm pets, fascinating water creatures, and vibrant birds and insects, the young participants transported everyone into the heart of the animal kingdom.

Each child confidently took center stage, sharing a 1.5-minute talk on their chosen animal's habitat, diet, unique traits, and role in nature. Their enthusiasm, expressive voice modulation, and well-prepared content made the event both educational and engaging.

The highlight of the event was the encouragement and appreciation from Headmistress Ma'am, who applauded the students for their effort and creativity. She motivated them to continue exploring and learning with the same enthusiasm.

To recognize their wonderful participation, all students were awarded certificates, making their experience even more special. The Animal Kingdom Parade was not just a competition but a joyful learning journey that built confidence, curiosity, and a deeper appreciation for the natural world.

III-A







III-B








III-C





III-D







Bagless day Activities

22.04.25

Students set off on a joyful *Nature Walk*, exploring the colourful flowers, tall trees, and greenery around the school. Excited by their discoveries, they returned to the classroom to create a fun *Conservation Checklist* together. With bright ideas and big smiles, they learned simple ways to care for the Earth, making the day both lively and meaningful!

III-A





III-B





III-C



III-D

